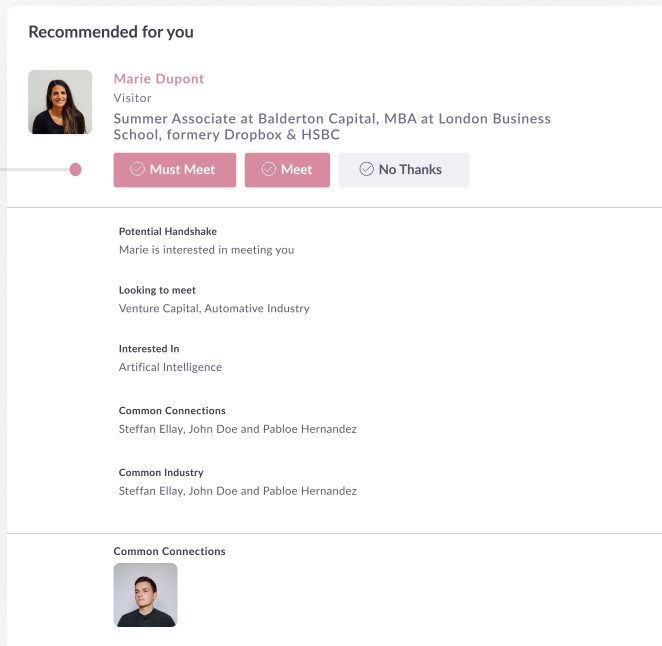


# Curate the ultimate meeting schedule at Beautyworld Middle East 2025

Preferences inform the meeting generator who you are most interested in meeting at Beautyworld Middle East 2025 . You have a designated period of time to make these preferences. The more preferences you make, the higher quality your meeting schedule will be!

## 1 Review participant recommendations

Start by looking at your Recommendations. This will be a curated list of participants Beautyworld Middle East 2025 platform has determined you would be most likely interested in.



## 2 Provide your meeting preferences


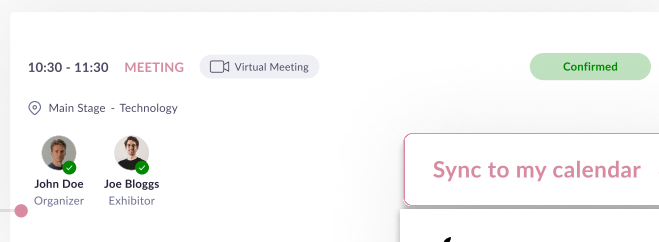
Choose who you want to meet with. Select "Must Meet", "Meet" or "No Thanks". These preferences will determine who you'll meet with at Beautyworld Middle East 2025 !

## 3 Review proposed schedule

After you have selected your preferences, Beautyworld Middle East 2025 platform will close to generate everyone's meeting schedule. You will have a short period of time to review your proposed meeting schedule. Use this time to contact the Beautyworld Middle East 2025 team with meeting feedback or schedule adjustments.

## 4 View confirmed schedule

Check "My Schedule" to see your confirmed meetings and subscribe to your schedule. Remember, you won't be able to edit these meetings.



### PRO TIP

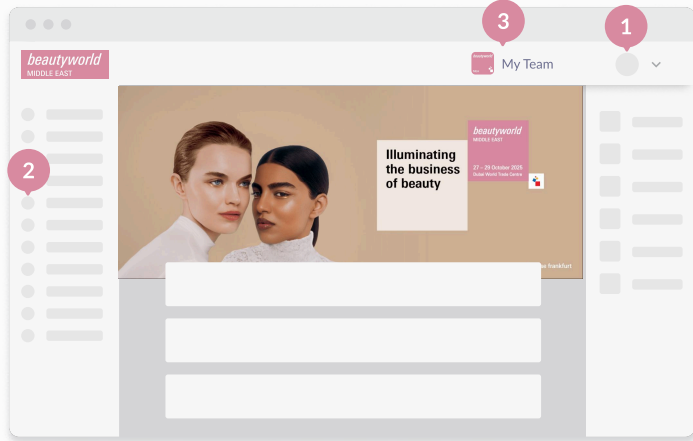
Don't hesitate to "No Thanks" a participant's profile if you do not want to meet them. It's anonymous and helps refine future recommendations.



Images above are mockups for illustrative purposes. Actual event platform appearance may vary. We've carefully crafted this guide to help you harness the full potential of our event platform to prepare for Beautyworld Middle East 2025 . Scan the QR code or [click here](#) for more in-depth resources.

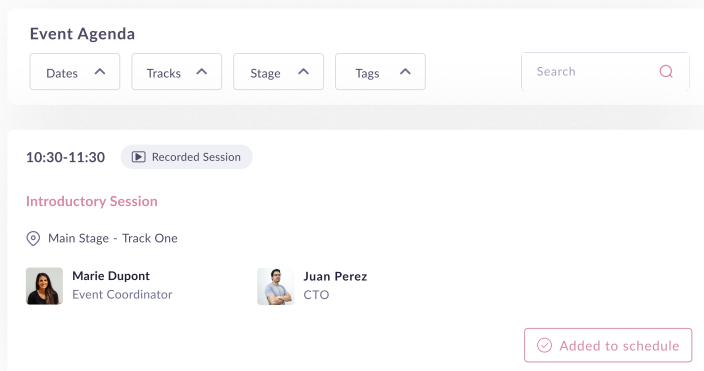


# Maximize your time at Beautyworld Middle East 2025



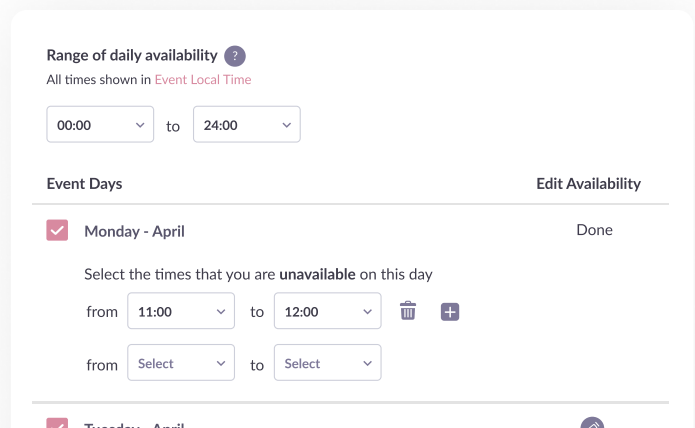
## 2 Build your event experience

Explore the agenda to further customize your event experience.




## 1 Manage your availability

Prevent unnecessary rescheduling and meeting conflicts.



## 3 Familiarize yourself with My Team

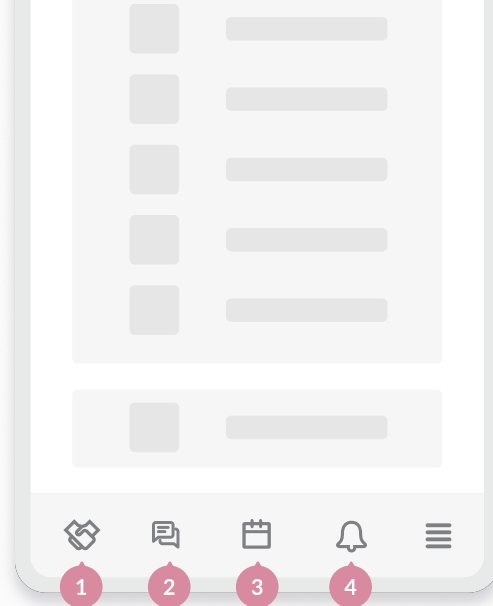
Collaborate with your colleagues to book meetings, review leads, and perfect your company's digital profile.



Images above are mockups for illustrative purposes. Actual event platform appearance may vary. We've carefully crafted this guide to help you harness the full potential of our event platform to prepare for Beautyworld Middle East 2025. Scan the QR code or [click here](#) for more in-depth resources.

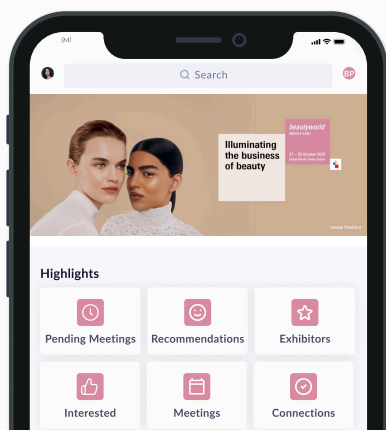


# The Beautyworld Middle East 2025 Mobile App



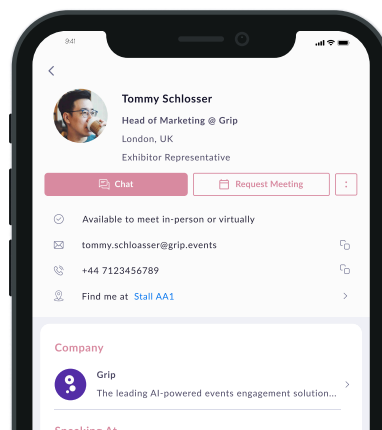
## 1 Discover Beautyworld Middle East 2025

Your central hub for Beautyworld Middle East 2025 . Access essential information and personalized content.



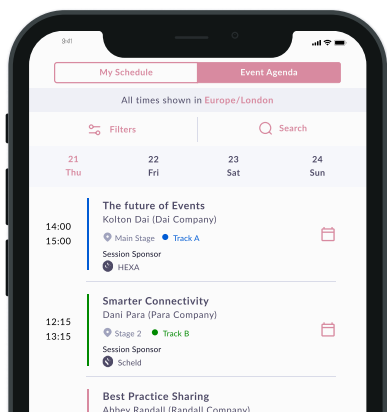
## 2 Chat with connections

Ensure you've made a connection or confirmed a meeting to initiate chats.



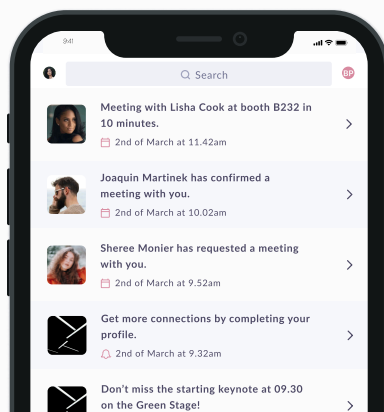
## 3 Follow your schedule

Keep track of your day.



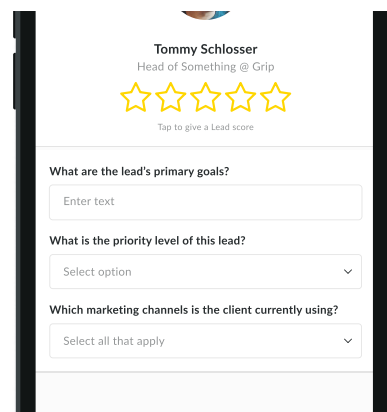
## 4 Get notified

Enable notifications to get event updates.



## 5 Lead qualification and comments

All-in-one view of your leads



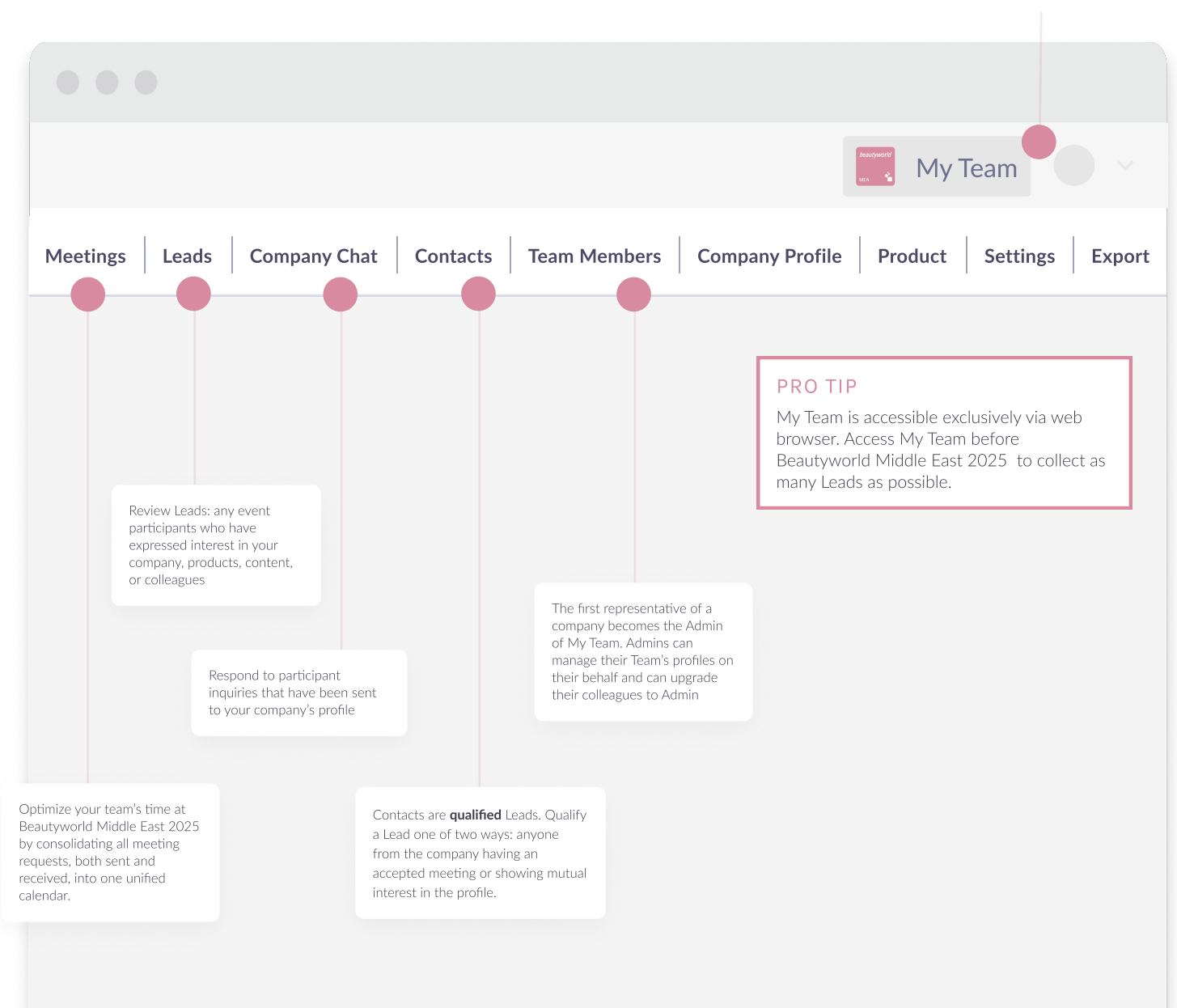
Images above are mockups for illustrative purposes. Actual event platform appearance may vary. We've carefully crafted this guide to help you harness the full potential of our event platform to prepare for Beautyworld Middle East 2025 . Scan the QR code or [click here](#) for more in-depth resources.



# Manage your company's time at Beautyworld Middle East 2025

## My Team

Centralize your team's engagement with event participants to maximize insights and return on your time at Beautyworld Middle East 2025 .



Images above are mockups for illustrative purposes. Actual event platform appearance may vary. We've carefully crafted this guide to help you harness the full potential of our event platform to prepare for Beautyworld Middle East 2025 . Scan the QR code or [click here](#) for more in-depth resources.





# Lead qualification at Beautyworld Middle East 2025

## Settings

Create custom questions to help your team qualify leads consistently, in a structured and efficient manner. Lead qualification data is included on My Team exports.

The screenshot shows the 'Lead Qualification Settings' page in the Beautyworld platform. The top navigation bar includes 'Meetings', 'Leads', 'Company Chat', 'Contacts', 'Team Members', 'Company Profile', 'Product', 'Settings' (highlighted with a red circle), and 'Export'. The 'My Team' profile is visible in the top right. The main content area is titled 'Lead Qualification Settings' with a subtitle 'Customize the lead qualification questions that your team will use to assess leads. [Learn more](#)'. Below this, there are three question cards. The first card is 'What are the lead's primary goals?' with a 'Paragraph' type and a 'Paragraph text' input field. The second card is 'What is the priority level of this lead?' with a 'Single Select' type and a dropdown menu showing 'Paragraph', 'Single Select', and 'Multi Select'. It also has radio button options for 'High', 'Medium', 'Low', and 'Other'. The third card is 'Which marketing channels is the lead currently using?' with a 'Multi Select' type and a dropdown menu showing 'Multi Select'. It has button options for 'Social Media', 'Email Marketing', 'Content Marketing', 'SEO', 'PPC', 'Affiliate Marketing', and 'Traditional Advertising', along with a checked 'Other' option. At the bottom, there are buttons for '+ New Question', 'Preview', and 'Save Changes'.

Lead Qualification Settings

Customize the lead qualification questions that your team will use to assess leads. [Learn more](#)

What are the lead's primary goals? Paragraph Paragraph text

What is the priority level of this lead? Single Select Paragraph Single Select Multi Select

High Medium Low Add new option

☐ "Other" option

Note: Options will appear in the order you add them. Please add them in your desired sequence.

Which marketing channels is the lead currently using? Multi Select

Social Media Email Marketing Content Marketing SEO PPC Affiliate Marketing

Traditional Advertising Add new option

☒ "Other" option

Note: Options will appear in the order you add them. Please add them in your desired sequence.

+ New Question Preview Save Changes



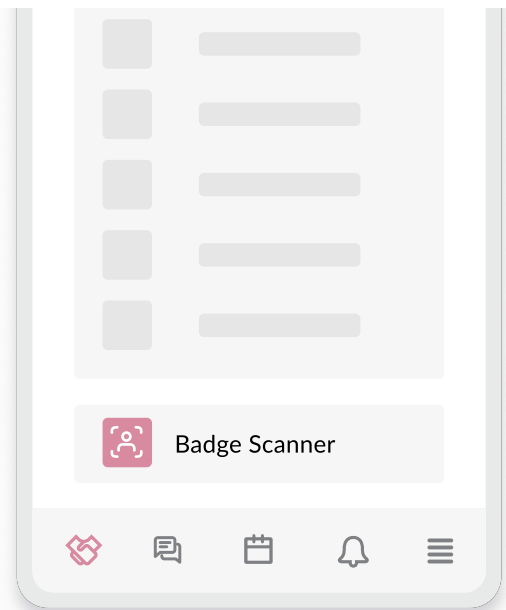
Images above are mockups for illustrative purposes. Actual event platform appearance may vary. We've carefully crafted this guide to help you harness the full potential of our event platform to prepare for Beautyworld Middle East 2025. Scan the QR code or [click here](#) for more in-depth resources.



# Badge Scanning at Beautyworld Middle East 2025

## 1 Scan

Quickly scan a QR code to exchange contact information; be mindful that badge scans will share your email and phone number, even if you've opted to keep those private.



## 2 Lead qualification and comments

Qualify leads on-the-spot to capture initial impressions, aiding in future follow-ups. All lead qualification data from badge scanning is included on My Team exports.

A mockup of a lead qualification form. At the top, it displays the name 'Tommy Schlosser' and the title 'Head of Something @ Grip'. Below this is a row of five yellow stars with the text 'Tap to give a Lead score' underneath. The form contains three sections: 'What are the lead's primary goals?' with a text input field labeled 'Enter text'; 'What is the priority level of this lead?' with a dropdown menu labeled 'Select option'; and 'Which marketing channels is the client currently using?' with a dropdown menu labeled 'Select all that apply'.

## 3 Continue the conversation

Don't just collect contacts—scanning a QR code connects you in the app, allowing you to quickly book a meeting unlocking the ability to continue conversations via chat.

### PRO TIP

Badge scans will be available on your My Team export by default!



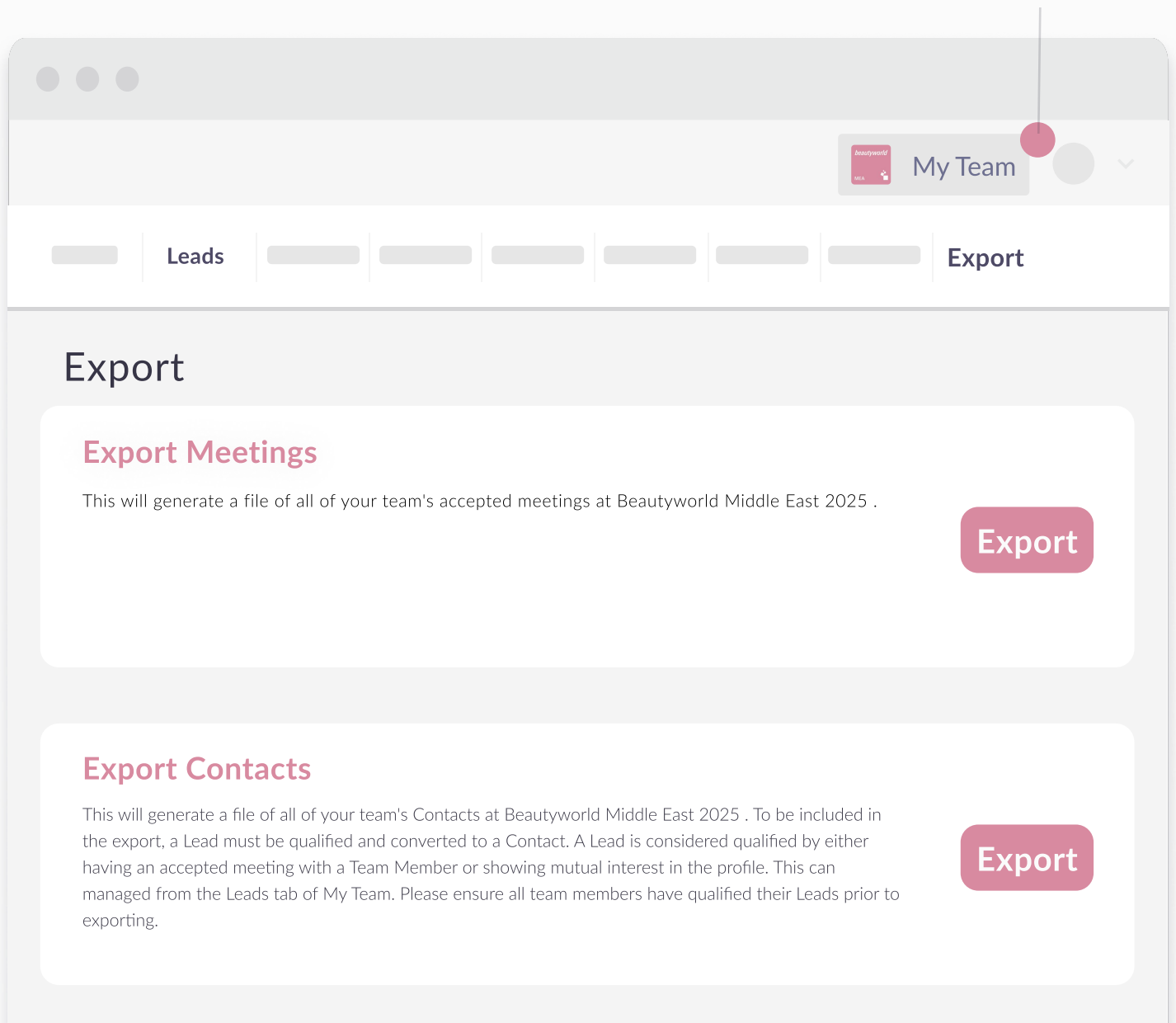
Images above are mockups for illustrative purposes. Actual event platform appearance may vary. We've carefully crafted this guide to help you harness the full potential of our event platform to prepare for Beautyworld Middle East 2025. Scan the QR code or [click here](#) for more in-depth resources.



# What to do after Beautyworld Middle East 2025

## Team Exports

Download your team's contacts and accepted meetings for post-event review and targeted follow-ups.



Images above are mockups for illustrative purposes. Actual event platform appearance may vary. We've carefully crafted this guide to help you harness the full potential of our event platform to prepare for Beautyworld Middle East 2025 . Scan the QR code or [click here](#) for more in-depth resources.

